"FULCRO"

POMPE A MANO CON VALVOLA DI SICUREZZA E INVERTITORE DI FLUSSO
HAND PUMPS WITH SAFETY VALVE AND DIRECTIONAL CONTROL VALVE

CODICE FAMIGLIA
FAMILY CODE
106

SERIE
SERIES
PMI+VS 12-25-45

Codice foglio:997-106-01310 Rev: AA
Codice fascicolo:997-400-10610 Rev:
Data: Lunedì 24 maggio 2004

Pompe a mano con azionamento a doppio effetto per impianti a doppio effetto, direttamente flangiabili su serbatoio e con invertitore di flusso e valvola di sicurezza registrabile incorporati.
Sono disponibili in tre diverse cilindrate per consentire le più svariate applicazioni e per limitare lo sforzo sulla leva in ogni situazione. Hanno il corpo in ghisa sferoidale con trattamento in cataforesi anticorrosione e lo stelo nichelato.

Double acting hand pumps suitable to operate double acting applications. They can be fitted also onto tank and are equipped with built-in directional control valve and with adjustable safety valve. These hand pumps can have 3 different sizes to perform various applications and to achieve smoother loads on the lever. They are available with nodular cast-iron body with cataphoresis anti-corrosion treatment and nickel-plated spool.

Codice di ordinazione (senza leva)
Order code (without lever)

		FULCRO **12**	FULCRO **25**	FULCRO **45**
Senza Serbatoio *Without Tank*		106-021-00019	106-013-00019	106-013-00028
Con serbatoi *With Tank* **Litri** / *Litres*	**1**	106-020-00010	106-011-00011	106-012-00065
	2	106-020-00029	106-011-00020	106-012-00056
	3	106-020-00038	106-011-00039	106-012-00010
	5	106-020-00047	106-011-00048	106-012-00029
	7	106-020-00056	106-011-00057	106-012-00038
	10	106-020-00065	106-011-00066	106-012-00047

Ingombro
Overall Dimension

	A	A1	B	C	D1	D2	E
	mm	mm	mm	mm	°	°	mm
FULCRO **12**	143	187	120	2,8	18,5	45	35
FULCRO **25**	142	193	127	3,7	20	45	35
FULCRO **45**	141	193	138	3,7	20	45	42

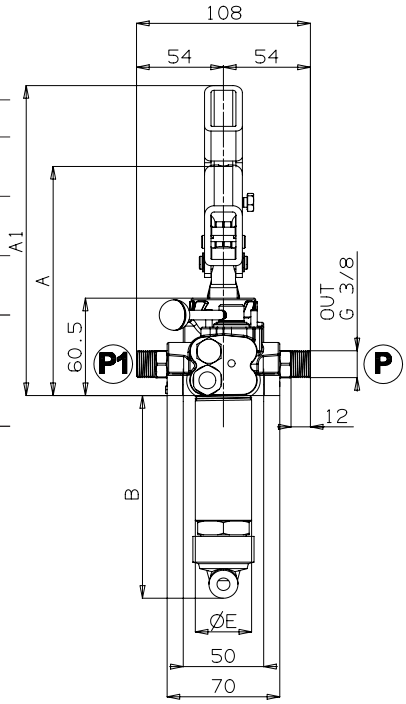

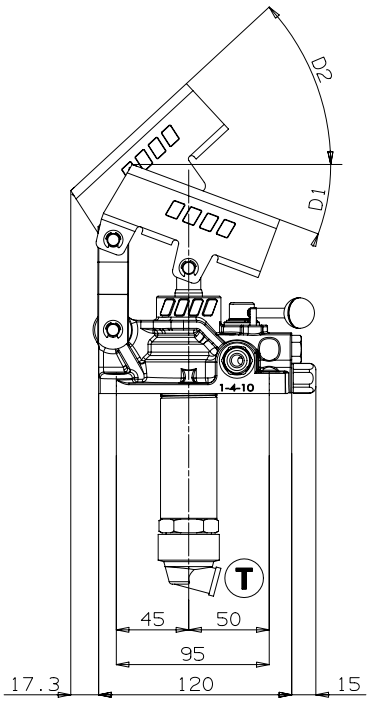

Schema Idraulico
Hydraulic layout

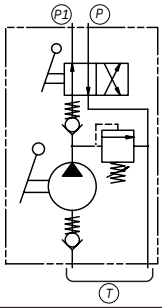

O.M.F.B. S.p.A. Hydraulic Components
Via Cave, 7/9 25050 Provaglio d'Iseo (Brescia) Italy Tel.: +39.030.9830611
Fax: +39.030.9839207-208 Internet:www.omfb.it e-mail:info@omfb.it

We reserve the right to make any changes without notice.
Edition 2004.05 No reproduction, however partial, is permitted.

OMFB® HYDRAULIC COMPONENTS

COMPANY WITH QUALITY SYSTEM CERTIFIED BY DNV =ISO 9001/2000=

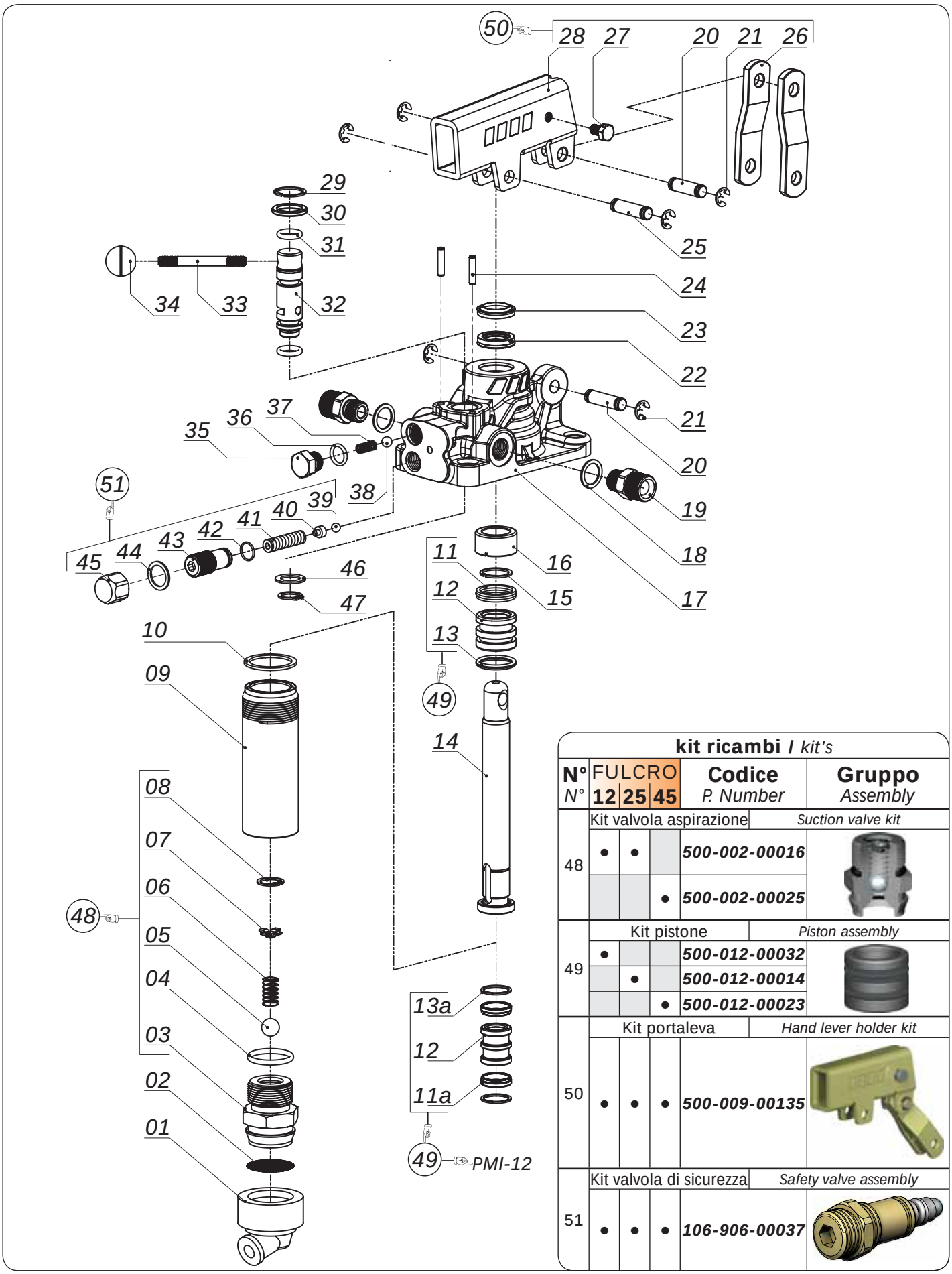

kit ricambi / *kit's*

N° / *N°*	FULCRO 12	FULCRO 25	FULCRO 45	Codice / *P. Number*	Gruppo / *Assembly*
48	Kit valvola aspirazione				*Suction valve kit*
	•	•		**500-002-00016**	
			•	**500-002-00025**	
49	Kit pistone				*Piston assembly*
	•			**500-012-00032**	
		•		**500-012-00014**	
			•	**500-012-00023**	
50	Kit portaleva				*Hand lever holder kit*
	•	•	•	**500-009-00135**	
51	Kit valvola di sicurezza				*Safety valve assembly*
	•	•	•	**106-906-00037**	

Codice foglio:997-106-01310 Rev: AA
Codice fascicolo:997-400-10610 Rev:
Data: Lunedì 24 maggio 2004

COMPANY WITH QUALITY SYSTEM CERTIFIED BY DNV =ISO 9001/2000=

O.M.F.B. S.p.A. Hydraulic Components
We reserve the right to make any changes without notice.
Edition 2004.05 No reproduction, however partial, is permitted.
Via Cave, 7/9 25050 Provaglio d'Iseo (Brescia) Italy Tel.: +39.030.9830611
Fax: +39.030.9839207-208 Internet:www.omfb.it e-mail:info@omfb.it

OMFB® HYDRAULIC COMPONENTS

SCHEMA RICAMBIO POMPE A MANO FULCRO SERIE PMI+VS
FULCRO *HAND PUMP PMI+VS SERIES SPARE PARTS*

"FULCRO"

N° N°	FULCRO 12	25	45	Codice *P. Number*	Descrizione *Description*		Quantità *Quantity*
1	•	•	•	*506-000-00392*	Guarnizione portafiltro	*Suction cap*	1
2	•	•	•	*550-001-00012*	Filtro acciaio rotondo	*Steel strainer*	1
3	•	•		*540-005-00019*	Corpo valvola di aspirazione	*Suction valve casing*	1
			•	*540-005-00037*			
4	•	•		*506-002-00201*	Guarnizione OR	*O-ring*	1
			•	*506-003-00095*			
5	•	•	•	*510-009-00116*	Sfera tenuta	*Ball*	1
6	•	•	•	*512-005-00689*	Molla valvola di aspirazione	*Spring for suction valve*	1
7	•	•	•	*550-001-00101*	Guidamolla	*Spring-guide*	1
8	•	•	•	*501-001-00113*	Anello elastico	*Circlip*	1
9	•			*537-002-00037*	Cilindro acciaio	*Steel stem*	1
		•		*537-002-00019*			
			•	*537-002-00028*			
10	•	•		*116-009-01255*	Rondella tenuta cilindro	*Washer*	1
			•	*116-009-01308*			
11a	•			*506-000-00516*	Guarnizione speciale	*Special gasket*	2
11		•		*506-000-00258*	Guarnizione speciale	*Special gasket*	1
			•	*506-000-00267*			
12	•			*532-002-00082*	Pistone	*Piston*	1
		•		*532-002-00028*			
			•	*532-002-00037*			
13a	•			*550-004-00046*	Anello antiestrusore	*Locking ring*	2
13		•		*506-002-00158*	Guarnizione OR	*O-ring*	1
			•	*506-002-00229*			
14	•			*535-001-00121*	Stelo	*Piston rod*	1
		•		*535-001-00069*			
			•	*535-001-00078*			
15	•			*501-011-00086*	Anello elastico	*Circlip*	1
		•		*501-011-00111*			
			•	*501-011-00148*			
16	•			*530-005-00065*	Distanziale	*Spacer*	1
		•		*530-005-00010*			
			•	*530-005-00029*			
17	•			*517-001-00503*	Corpo pompa a mano	*Hand pump housing*	1
		•		*517-001-00521*			
			•	*517-001-00549*			
18	•	•	•	*116-009-00158*	Rondella utilizzi	*Washer*	2
19	•	•	•	*116-006-00259*	Nipplo utilizzi	*Pressure nipple*	2
20	•	•	•	*526-001-00095*	Spinotto lunghezza 26mm	*Gudgeon Pin 26mm*	2
21	•	•	•	*501-015-00028*	Anello elastico	*Circlip*	6
22	•			*506-000-01640*	Guarnizione a labbro	*Lip seal*	1
		•		*506-000-01659*			
			•	*506-000-01668*			
23	•			*506-000-01613*	Guarnizione raschiapolvere	*Wiper seal*	1
		•		*506-000-01622*			
			•	*506-000-01631*			
24	•	•	•	*501-004-00058*	Spina elastica	*Spring pins*	2
25	•	•	•	*526-001-00086*	Spinotto	*Gudgeon Pin*	1
26	•	•	•	*538-001-00081*	Biella	*Brackets*	2
27	•	•	•	*502-002-00012*	Vite blocco leva	*Locking lever screw*	1
28	•	•	•	*539-001-00212*	Portaleva	*Lever holder*	1
29	•	•	•	*501-011-00102*	Anello elastico	*Circlip*	1
30	•	•	•	*506-000-00963*	Guarnizione protezione stelo	*Seal*	2
31	•	•	•	*506-002-00041*	Guarnizione OR	*O-ring*	1
32	•	•	•	*536-001-00030*	Stelo invertitore	*Diverter rod*	1
33	•	•	•	*539-004-00031*	Leva per invertitore	*Directional control lever*	1
34	•	•	•	*509-001-00073*	Pomello rosso	*Red knob*	1
35	•	•	•	*540-003-00360*	Tappo valvola di ritegno	*Non-return valve cover*	1
36	•	•	•	*506-019-10200*	Guarnizione OR	*O-ring*	1
37	•	•	•	*512-005-01428*	Molla valvola di ritegno	*Non-return valve spring*	1
38	•	•	•	*510-009-00054*	Sfera tenuta di ritegno	*Non-return ball*	2
39	•	•	•	*510-009-00045*	Sfera tenuta valvola di sicurezza	*Safety valve ball*	1
40	•	•	•	*542-001-00073*	Pistone guidamolla	*Guide-spring pin*	1
41	•	•	•	*512-005-00312*	Molla valvola di sicurezza	*Safety valve spring*	1
42	•	•	•	*506-019-10102*	Guarnizione OR	*O-ring*	1
43	•	•	•	*504-000-00458*	Grano registro valvola di sicurezza	*Setting screw for safety valve*	1
44	•	•	•	*116-009-00201*	Rondella tenuta valvola di massima	*Washer*	
45	•	•	•	*540-006-00116*	Tappo chiusura valvola di sicurezza	*Safety valve cover*	1
46	•	•	•	*530-001-00489*	Distanziale	*Spacer*	1
47	•	•	•	*501-002-00103*	Anello elastico	*Circlip*	1

Codice foglio:997-106-01310 Rev: AA
Codice fascicolo:997-400-10610 Rev:
Data: Lunedì 24 maggio 2004

OMFB® HYDRAULIC COMPONENTS
O.M.F.B. S.p.A. Hydraulic Components
We reserve the right to make any changes without notice.
Edition 2004.05 No reproduction, however partial, is permitted.
Via Cave, 7/9 25050 Provaglio d'Iseo (Brescia) Italy Tel.: +39.030.9830611
Fax: +39.030.9839207-208 Internet:www.omfb.it e-mail:info@omfb.it

COMPANY WITH QUALITY SYSTEM CERTIFIED BY DNV =ISO 9001/2000=

Dati Tecnici
Technical data

Tipo pompa *Pump type*	Taratura standard *Standard pressure setting* bar	Taratura massima *Max. pressure setting* bar	Cilindrata *Displacement* Completa / *Full* cm³	Tiro / *Pull* cm³	Spinta / *Push* cm³	Peso *Weight* Kg
FULCRO **12**	160	300	12	6,1	5,9	2,9
FULCRO **25**	160	300	25	13,4	11,6	2,9
FULCRO **45**	160	270	45	23,7	21,3	3,2

Fluido idraulico *Fluid*	Minerale o sintetico compatibile con guarnizioni: *Mineral or synthetic compatible with the following seals:* NBR, FKM, FPM, Nylon				
Viscosità cinematica consigliata *Kinematic viscosity suggested*	T media ambiente (°C) *Average ambient temp. (°C)*	< -10	-10÷10	10÷35	> 35
	VG (cSt = mm²/s)	22	32	46	68
Pres. di aspirazione *Inlet pressure*			-0,3 ÷ 2 bar		

Kit di guarnizioni
Seal kit

FULCRO **12**	FULCRO **25**	FULCRO **45**
106-900-00551	106-900-00604	106-900-00659

106-000-00032 — PIA.APP.GRP.PMP. PMS-PMI
MOUNTING PLATE FOR TANK PMS-PMI

106-000-00078 — AST. CON IMP.PMS/PMI L.600 MM 35x15
LEVER FOR PMS/PMI L. 600 MM 35x15

106-960-00700 — KIT MONTAGGIO POMPE PMS/PMI
MOUNTING KIT FOR PUMPS PMS/PMI

Sforzo in fase di pompaggio con leva standard
Load while pumping with standard lever

FULCRO **12**

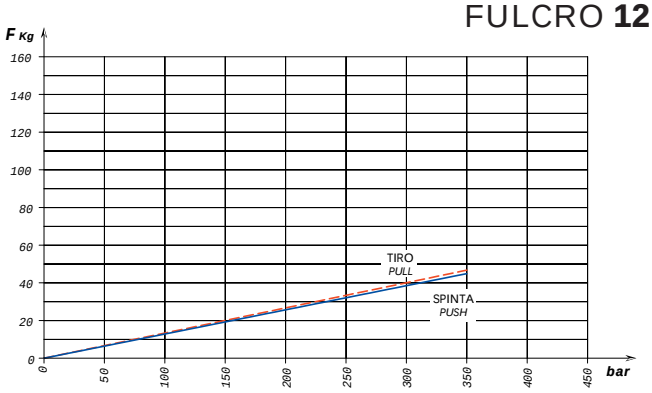

FULCRO **25**

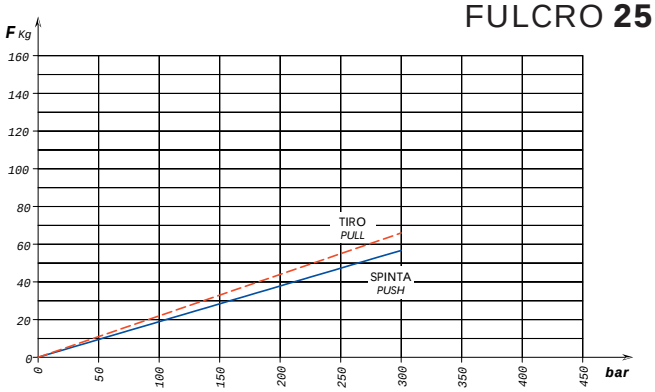

FULCRO **45**

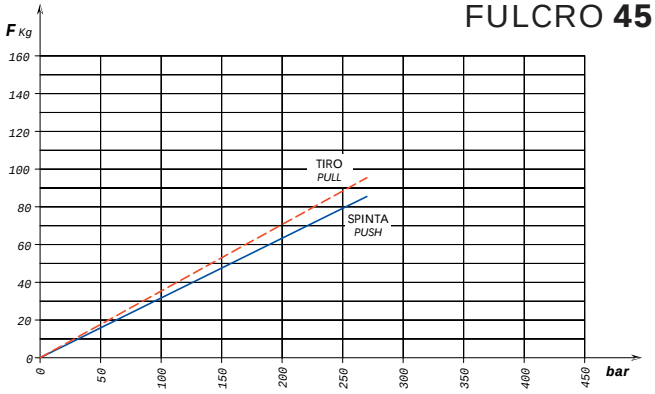

Codice foglio:997-106-01310 Rev: AA
Codice fascicolo:997-400-10610 Rev:
Data: Lunedì 24 maggio 2004

COMPANY WITH QUALITY SYSTEM CERTIFIED BY DNV =ISO 9001/2000=

O.M.F.B. S.p.A. Hydraulic Components
We reserve the right to make any changes without notice.
Edition 2004.05 No reproduction, however partial, is permitted.
Via Cave, 7/9 25050 Provaglio d'Iseo (Brescia) Italy Tel.: +39.030.9830611
Fax: +39.030.9839207-208 Internet:www.omfb.it e-mail:info@omfb.it

OMFB® HYDRAULIC COMPONENTS